



### District Report Card: 2017


<b>State:</b> Maharashtra	<b>District:</b> Hingoli
<b>Class:</b> 8	<b>Subject:</b> Language
<b>Schools:</b> 51	<b>Students:</b> 1359


### Participation/Coverage


#### Students

<b>GENDER</b> 	Boys		Girls	
	Number	%	Number	%
	694	51.07	665	48.93

<b>AREA</b> 	Rural		Urban	
	Number	%	Number	%
	969	71.30	390	28.70

<b>CATEGORY</b> 	SC		ST		OBC		GEN	
	Number	%	Number	%	Number	%	Number	%
	196	14.42	228	16.78	427	31.42	508	37.38

<b>CWSN</b> 	LD	VI	HI	S&LD	ID	Oth
	4	2	2	1	2	2

<b>Management</b> 	Government		Government-aided	
	Number	%	Number	%
	426	31.35	933	68.65

### Average Performance of Students in Language (%)

Overall	Gender		Area		Management		Social Group			
	Male	Female	Rural	Urban	Govt.	Aided	SC	ST	OBC	GEN
64.47	61.35	67.72	65.42	62.10	67.81	62.94	67.52	63.04	64.75	63.70

### Performance on Learning Outcomes (LOs)

Learning Outcomes	Description	Average Performance(%)
L813	Read textual/non-textual materials with comprehension and identifies the details, characters, main idea and sequence of ideas and events while reading	64.47

Range of Performance of Students who Answered Correctly							
Below 30%		30% - 50%		50% - 75%		Above 75%	
Number	%	Number	%	Number	%	Number	%
116	8.54	229	16.85	559	41.13	455	33.48

### Lowest Performing Learning Outcomes (LOs)

1 - Read textual/non-textual materials with comprehension and identifies the details, characters, main idea and sequence of ideas and events while reading (64.47)